



DAFTAR RIWAYAT HIDUP

Yang bertanda tangan di bawah ini :

Nama : Lailatul Qomariyah
Tempat, Tanggal Lahir : Pati, 26 Februari 1994
Jenis Kelamin : Perempuan
Jurusan : Syari'ah dan Ekonomi Islam
Program Studi : Ekonomi Syari'ah
Agama : Islam
Alamat : Ds. Sendangrejo, RT 01 RW 05, Kec. Tayu, Kab. Pati

Jenjang Pendidikan:

1. TK Al-Huda Sendangrejo, Tayu Pati Lulus Tahun 2000.
2. MI Mansyaul Huda Sendangrejo, Tayu Pati Lulus Tahun 2006.
3. Mts Raudlatut Thalibin Pakis, Tayu Pati Lulus Tahun 2009.
4. MA Raudlatut Thalibin Pakis, Tayu Pati Lulus Tahun 2012.
5. Mahasiswa STAIN Kudus Jurusan Syari'an dan Ekonomi Islam Angkatan 2012.

Demikian daftar riwayat pendidikan yang dibuat dengan data yang sebenarnya dan semoga menjadi keterangan yang lebih jelas.

Kudus, 5 September 2016

Penulis,



LAILATUL QOMARIYAH

NIM. 212118

Lampiran 1

NAMA-NAMA PERUSAHAAN DI JAKARTA ISLAMIC INDEX

No	Nama Perusahaan	Kode Perusahaan
1	PT Astra Agro Lestari Tbk	AALI
2	PT Adaro Energy Tbk	ADRO
3	PT AKR Corporindo Tbk	AKRA
4	PT Astra International Tbk	ASII
5	PT Alam Sutera Realty Tbk	ASRI
6	PT Global Mediacom Tbk	BMTR
7	PT Bumi Serpong Damai Tbk	BSDE
8	PT Charoen Pokphand Indonesia Tbk	CPIN
9	PT Excelcomindo Pratama Tbk	EXCL
10	PT Harum Energy Tbk	HRUM
11	PT Indofod CBP Sukses Makmur Tbk	ICBP
12	PT Indofod Sukses Makmur Tbk	INDF
13	PT Indocement Tunggai Prakasa Tbk	INTP
14	PT Indo Tambangraya Megah Tbk	ITMG
15	PT Jasa Marga (Persero) Tbk	JSMR
16	PT Kalbe Farma Tbk	KLBF
17	PT Lippo Karawaci Tbk	LPKR
18	PT Perusahaan Perkebunan London Sumatera Indonesia Tbk	LSIP
19	PT Mitra Adiperkasa Tbk	MAPI
20	PT Media Nusantara Tbk	MNCN
21	PT Matahari Putra Prima Tbk	MPPA
22	PT Perusahaan Gas Negara Tbk	PGAS
23	PT Bukit Asam (Persero) Tbk	PTBA
24	PT Pakuwon Jadi Tbk	PWON
25	PT Semen Indonesia (Persero) Tbk	SMGR
26	PT Summarecon Agung Tbk	SMRA
27	PT Telekomunikasi Indonesia Tbk	TLKM
28	PT United Tractors Tbk	UNTR
29	PT Unilever Indonesia Tbk	UNVR
30	PT Wijaya Karya (Persero) Tbk	WIKA

Lampiran 2

HASIL PENGUMPULAN DATA
Variabel Komisaris Independen, Kepemilikan Manajerial, Kepemilikan
Institusional, Komite Audit, dan Spesifikasi kantortan audit

Tahun 2011

No	Kode	K.Independen	K.Manajerial	K.Institusional	K. Audit	Spesifikasi kantortan audit
1	AALI	1	79,68	20,32	0%	0
2	ADRO	1	59,83	40,17	91,30%	0
3	AKRA	1	60,54	39,46	100%	1
4	ASII	1	50,15	0	90%	0
5	ASRI	1	49,52	50,48	91,66%	0
6	BMTR	1	0,00	31,92	66,67%	0
7	BSDE	0	0,00	26,27	100%	0
8	CPIN	1	0,00	44,47	89,18%	1
9	EXCL	1	79,09	20,1	85%	1
10	HRUM	1	70,04	29,64	58,30%	0
11	ICBP	1	80,58	0	88%	1
12	INDF	1	50,13	0	0%	1
13	INTP	1	51,00	13,01	100%	1
14	ITMG	1	65,02	34,98	88,80%	0
15	JSMR	1	0,00	0	65,47%	0
16	KLBF	1	0,00	56,64	88,80%	0
17	LPKR	1	17,96	82,04	100%	0
18	LSIP	1	59,48	40,52	0%	1
19	MAPI	1	56,00	44	0%	1
20	MNCN	1	75,01	24,98	50,00%	0
21	MPPA	1	0,16	0,05	100%	0
22	PGAS	1	0,00	0	0%	1
23	PTBA	1	0,04	96,94	100%	0
24	PWON	1	80,52	15,25	100%	1
25	SMGR	0	0,00	0	0%	0
26	SMRA	1	0,30	99,07	100%	1
27	TLKM	1	0,00	0	85%	0
28	UNTR	1	0,00	0	100%	1
29	UNVR	1	85,00	15	100%	1
30	WIKA	1	79,69	20,31	92,30%	0

Lampiran 3

HASIL PENGUMPULAN DATA
Variabel Komisaris Independen, Kepemilikan Manajerial, Kepemilikan
Institusional, Komite Audit, dan Spesifikasi kantortan audit
Tahun 2012

No	Kode	K. Independen	K.Manajerial	K.Institusional	K. Audit	Spesifikasi kantortan audit
1	AALI	1	79,68	20,32	0%	0
2	ADRO	1	59,83	40,17	0,00%	0
3	AKRA	1	14,07	0	100%	1
4	ASII	1	50,14	0	100%	0
5	ASRI	1	52,62	47,38	92%	0
6	BMTR	1	8,31	39,4	93,30%	0
7	BSDE	1	63,12	36,88	85,18%	0
8	CPIN	1	0,00	44,47	96,66%	1
9	EXCL	1	66,55	33,45	87,50%	1
10	HRUM	1	70,49	29,5	66,60%	0
11	ICBP	1	80,53	0	100%	1
12	INDF	1	50,09	0	0%	1
13	INTP	1	0,00	64,03	100%	1
14	ITMG	1	65,03	34,97	91,66%	0
15	JSMR	1	0,00	34,74	100%	0
16	KLBF	1	0,00	56,63	100%	0
17	LPKR	1	18,12	81,88	100%	0
18	LSIP	1	59,48	40,52	100%	1
19	MAPI	0	0,00	0	0%	0
20	MNCN	1	69,00	30	80%	0
21	MPPA	1	0,00	0	0%	0
22	PGAS	1	0,00	0	8,56%	1
23	PTBA	1	0,03	99,41	99,30%	0
24	PWON	1	70,39	29,61	100%	1
25	SMGR	1	0,00	0	52,78%	1
26	SMRA	1	0,28	99,72	100%	1
27	TLKM	1	0,00	0	66,41%	1
28	UNTR	1	0,00	0	100%	1
29	UNVR	1	85,00	15	100%	1
30	WIKA	1	34,85	65,51	100%	0

Lampiran 4

HASIL PENGUMPULAN DATA
Variabel Komisaris Independen, Kepemilikan Manajerial, Kepemilikan
Institusional, Komite Audit, dan Spesifikasi kantortan audit
Tahun 2013

No	Kode	K. Independen	K.Manajerial	K.Institusional	K. Audit	Spesifikasi kantortan audit
1	AALI	1	79,68	20,32	0%	0
2	ADRO	1	59,06	40,94	94,40%	0
3	AKRA	1	13,06	0	97,91%	1
4	ASII	1	0,04	50,11	100%	0
5	ASRI	1	51,08	48,2	87,50%	0
6	BMTR	1	8,31	39,4	100%	0
7	BSDE	1	63,12	36,88	100%	0
8	CPIN	1	0,00	44,47	94,28%	1
9	EXCL	1	66,48	33,52	92,80%	1
10	HRUM	1	70,72	29,27	93,30%	0
11	ICBP	1	80,53	0	87%	1
12	INDF	1	50,09	0	0%	1
13	INTP	1	0,00	64,03	100%	1
14	ITMG	1	65,02	34,98	87,50%	0
15	JSMR	1	0,00	34,74	100%	0
16	KLBF	1	0,00	56,71	91,66%	0
17	LPKR	1	18,12	81,88	83,33%	0
18	LSIP	1	59,51	40,49	100%	1
19	MAPI	1	56,00	44	0%	0
20	MNCN	1	67,31	32,69	83,30%	0
21	MPPA	1	98,15	1,85	100%	0
22	PGAS	1	0,00	0	77,77%	1
23	PTBA	1	0,00	32,07	96,49%	0
24	PWON	1	52,21	47,79	83,33%	1
25	SMGR	1	0,00	0	0%	1
26	SMRA	1	0,28	99,72	100%	1
27	TLKM	1	0,00	0	80,55%	1
28	UNTR	1	0,06	99,94	100%	1
29	UNVR	1	85,00	15	100%	1
30	WIKA	1	34,85	65,15	81,25%	0

Lampiran 5

HASIL PENGUMPULAN DATA
Variabel Komisaris Independen, Kepemilikan Manajerial, Kepemilikan
Institusional, Komite Audit, dan Spesifikasi kantortan audit
Tahun 2014

No	Kode	K. Independen	K.Manajerial	K.Institusional	K. Audit	Spesifikasi kantortan audit
	AALI	1	79,68	20,32	0%	0
2	ADRO	1	59,03	40,97	95,80%	0
3	AKRA	1	15,00	0	100%	1
4	ASII	1	0,04	50,11	97%	0
5	ASRI	1	51,48	48,52	100%	0
6	BMTR	1	0,62	49,23	66,60%	0
7	BSDE	1	64,88	35,12	100%	0
8	CPIN	1	55,53	44,47	92,50%	1
9	EXCL	0	0,00	0	0%	0
10	HRUM	1	70,49	29,5	93,30%	0
11	ICBP	1	80,53	0	85%	1
12	INDF	1	50,09	0	0%	1
13	INTP	1	0,00	64,03	100%	1
14	ITMG	1	65,08	34,92	91,67%	0
15	JSMR	1	0,00	8,21	82,38%	0
16	KLBF	1	0,00	56,71	75%	0
17	LPKR	1	23,44	76,56	45%	0
18	LSIP	1	59,51	40,49	100%	1
19	MAPI	1	56,00	44	0%	0
20	MNCN	1	71,58	28,42	100%	0
21	MPPA	1	76,31	23,68	0%	0
22	PGAS	1	0,00	0	86,36%	1
23	PTBA	1	0,03	94,34	98,75%	0
24	PWON	1	57,64	42,36	0%	1
25	SMGR	1	0,00	0	0%	0
26	SMRA	0	0,00	0	100%	1
27	TLKM	1	0,00	0	68,42%	1
28	UNTR	0	0,00	0	0%	0
29	UNVR	1	85,00	15	100%	0
30	WIKA	1	0,15	0	100%	0

Lampiran 6

DAFTAR HASIL PENGUMPULAN DATA
INTEGRITAS LAPORAN KEUANGAN
TAHUN 2011-2014

No	KODE	2011	2012	2013	2014	Persen
1	AALI	1	1	1	1	1,00
2	ADRO	1	0	1	0	0,50
3	AKRA	1	0	0	1	0,50
4	ASII	0	0	0	0	0,00
5	ASRI	0	0	0	0	0,00
6	BMTR	0	0	0	0	0,00
7	BSDE	0	0	0	0	0,00
8	CPIN	0	0	0	0	0,00
9	EXCL	0	0	0	0	0,00
10	HRUM	0	0	0	0	0,00
11	ICBP	0	0	0	0	0,00
12	INDF	0	0	0	0	0,00
13	INTP	1	1	1	1	1,00
14	ITMG	0	0	0	0	0,00
15	JSMR	0	0	0	0	0,00
16	KLBF	1	0	0	1	0,50
17	LPKR	0	1	0	0	0,25
18	LSIP	1	1	0	0	0,50
19	MAPI	0	0	0	0	0,00
20	MNCN	0	0	0	0	0,00
21	MPPA	0	0	0	0	0,00
22	PGAS	0	0	1	1	0,50
23	PTBA	0	0	1	0	0,25
24	PWON	0	0	0	0	0,00
25	SMGR	1	1	0	0	0,50
26	SMRA	1	1	1	0	0,75
27	TLKM	0	0	1	1	0,50
28	UNTR	1	1	1	0	0,75
29	UNVR	1	1	1	1	1,00
30	WIKA	1	1	0	0	0,50

DATA SIAP DIOALAH

No	Kode Perusahaan	K.Independen	K.Manajerial	K.Institusional	Komite Audit	Audit Tenure	Spesifikasi kantortan audit	Integritas Laporan Keuangan
1	AALI	1,00	79,68	20,32	0,00	0,00	0,00	1,00
2	ADRO	1,00	59,44	40,56	0,70	0,00	0,00	0,50
3	AKRA	1,00	25,67	9,87	0,99	1,00	0,00	0,50
4	ASII	1,00	25,09	25,06	0,97	0,00	0,00	0,00
5	ASRI	1,00	51,18	48,65	0,93	0,00	0,00	0,00
6	BMTR	1,00	4,31	39,99	0,82	0,00	0,00	0,00
7	BSDE	0,75	47,78	33,79	0,96	0,00	0,00	0,00
8	CPIN	1,00	13,88	44,47	0,93	1,00	0,00	0,00
9	EXCL	0,75	53,03	21,77	0,66	0,75	0,00	0,00
10	HRUM	1,00	70,44	29,48	0,78	0,00	0,00	0,00
11	ICBP	1,00	80,54	0,00	0,90	1,00	0,00	0,00
12	INDF	1,00	50,10	0,00	0,00	1,00	0,00	0,00
13	INTP	1,00	12,75	51,28	1,00	1,00	0,00	1,00
14	ITMG	1,00	65,04	34,96	0,90	0,00	0,00	0,00
15	JSMR	1,00	0,00	19,42	0,87	0,00	0,00	0,00
16	KLBF	1,00	0,00	56,67	0,89	0,00	0,00	0,50
17	LPKR	1,00	19,41	80,59	0,82	0,00	0,00	0,25
18	LSIP	1,00	59,50	40,51	0,75	1,00	0,00	0,50
19	MAPI	0,75	42,00	33,00	0,00	0,25	0,00	0,00
20	MNCN	1,00	70,73	29,02	0,78	0,00	0,00	0,00
21	MPPA	1,00	43,66	6,40	0,50	0,00	0,00	0,00
22	PGAS	1,00	0,00	0,00	0,43	1,00	0,00	0,50
23	PTBA	1,00	0,03	80,69	0,99	0,00	0,00	0,25
24	PWON	1,00	65,19	33,75	0,71	1,00	0,00	0,00
25	SMGR	0,75	0,00	0,00	0,13	0,50	0,00	0,50
26	SMRA	0,75	0,22	74,63	1,00	1,00	0,00	0,75
27	TLKM	1,00	0,00	0,00	0,75	0,75	0,00	0,50
28	UNTR	0,75	0,02	24,99	0,75	0,75	0,00	0,75
29	UNVR	1,00	85,00	15,00	1,00	0,75	0,00	1,00
30	WIKA	1,00	37,39	37,74	0,93	0,00	0,00	0,50

Regression

Warnings

For models with dependent variable IntegritasLaporanKeuangan, the following variables are constants or have missing correlations: SpesifikasiKantortanAudit. They will be deleted from the analysis.

Variables Entered/Removed^a

Model	Variables Entered	Variables Removed	Method
1	AuditTenure, KomiteAudit, KepemilikanManajerial, KomisarisiIndependen, KepemilikanInstitusional ^a		Enter

a. All requested variables entered.

b. Dependent Variable: IntegritasLaporanKeuangan

Model Summary

Model	R	R Square	Adjusted R Square	Std. Error of the Estimate
1	.349 ^a	.122	-.061	.36036

a. Predictors: (Constant), AuditTenure, KomiteAudit, KepemilikanManajerial, KomisarisiIndependen, KepemilikanInstitusional

ANOVA^a

Model		Sum of Squares	df	Mean Square	F	Sig.
1	Regression	.433	5	.087	.667	.652 ^a
	Residual	3.117	24	.130		
	Total	3.550	29			

a. Predictors: (Constant), AuditTenure, KomiteAudit, KepemilikanManajerial, KomisarisiIndependen, KepemilikanInstitusional

b. Dependent Variable: IntegritasLaporanKeuangan

Coefficients^a

Model		Unstandardized Coefficients		Standardized Coefficients	t	Sig.	Collinearity Statistics	
		B	Std. Error	Beta			Tolerance	VIF
1	(Constant)	.105	.663		.158	.876		
	KomisarisiIndependen	.124	.706	.036	.175	.862	.868	1.153
	KepemilikanManajerial	-.001	.002	-.105	-.516	.611	.891	1.123
	KepemilikanInstitusional	.003	.004	.171	.739	.467	.680	1.471
	KomiteAudit	-.094	.253	-.083	-.371	.714	.726	1.378
	AuditTenure	.255	.156	.335	1.633	.116	.868	1.153

a. Dependent Variable: IntegritasLaporanKeuangan

Coefficient Correlations^a

Model		Audit Tenure	Komite Audit	Kepemilikan Manajerial	Komisaris Independen	Kepemilikan Instusional	
1	Correlations	AuditTenure	1.000	-.150	.113	.147	.340
		KomiteAudit	-.150	1.000	.071	-.290	-.454
		KepemilikanManajerial	.113	.071	1.000	-.198	.195
		KomisarisIndependen	.147	-.290	-.198	1.000	.128
		KepemilikanInstusional	.340	-.454	.195	.128	1.000
1	Covariances	AuditTenure	.024	-.006	4.235E-5	.016	.000
		KomiteAudit	-.006	.064	4.310E-5	-.052	.000
		KepemilikanManajerial	4.235E-5	4.310E-5	5.760E-6	.000	1.656E-6
		KomisarisIndependen	.016	-.052	.000	.499	.000
		KepemilikanInstusional	.000	.000	1.656E-6	.000	1.252E-5

a. Dependent Variable: IntegritasLaporanKeuangan

Collinearity Diagnostics^a

Model	Dimension	Eigenvalue	Condition Index	Variance Proportions					
				(Constant)	Komisaris Independen	Kepemilikan Manajerial	Kepemilikan Instusional	Komite Audit	Audit Tenure
1	1	4.716	1.000	.00	.00	.01	.01	.00	.01
	2	.598	2.809	.00	.00	.00	.11	.00	.54
	3	.466	3.183	.00	.00	.55	.07	.01	.11
	4	.133	5.946	.01	.01	.33	.73	.09	.29
	5	.082	7.588	.02	.02	.09	.05	.85	.01
	6	.005	30.826	.97	.97	.01	.04	.04	.05

Regression

a. Dependent Variable: IntegritasLaporanKeuangan

Warnings

For models with dependent variable IntegritasLaporanKeuangan, the following variables are constants or have missing correlations: SpesifikasiKantortanAudit. They will be deleted from the analysis.

Variables Entered/Removed^p

Model	Variables Entered	Variables Removed	Method
1	AuditTenure, KomiteAudit, KepemilikanManajerial, KomisarisIndependen, KepemilikanInstusional ^a		Enter

a. All requested variables entered.

b. Dependent Variable: IntegritasLaporanKeuangan

Model Summary^p

Model	R	R Square	Adjusted R Square	Std. Error of the Estimate	Durbin-Watson
1	.349 ^a	.122	-.061	.36036	1.034

- a. Predictors: (Constant), AuditTenure, KomiteAudit, KepemilikanManajerial, KomisarisIndependen, KepemilikanInstitusional
 b. Dependent Variable: IntegritasLaporanKeuangan

ANOVA^b

Model		Sum of Squares	df	Mean Square	F	Sig.
1	Regression	.433	5	.087	.667	.652 ^a
	Residual	3.117	24	.130		
	Total	3.550	29			

- a. Predictors: (Constant), AuditTenure, KomiteAudit, KepemilikanManajerial, KomisarisIndependen, KepemilikanInstitusional
 b. Dependent Variable: IntegritasLaporanKeuangan

Coefficients^a

Model		Unstandardized Coefficients		Standardized Coefficients	t	Sig.	Collinearity Statistics	
		B	Std. Error	Beta			Tolerance	VIF
1	(Constant)	.105	.663		.158	.876		
	KomisarisIndependen	.124	.706	.036	.175	.862	.868	1.153
	KepemilikanManajerial	-.001	.002	-.105	-.516	.611	.891	1.123
	KepemilikanInstitusional	.003	.004	.171	.739	.467	.680	1.471
	KomiteAudit	-.094	.253	-.083	-.371	.714	.726	1.378
	AuditTenure	.255	.156	.335	1.633	.116	.868	1.153

- a. Dependent Variable: IntegritasLaporanKeuangan

Coefficient Correlations^a

Model			Audit Tenure	Komite Audit	Kepemilikan Manajerial	Komisaris Independen	Kepemilikan Institusional
1	Correlations	AuditTenure	1.000	-.150	.113	.147	.340
		KomiteAudit	-.150	1.000	.071	-.290	-.454
		KepemilikanManajerial	.113	.071	1.000	-.198	.195
		KomisarisIndependen	.147	-.290	-.198	1.000	.128
		KepemilikanInstitusional	.340	-.454	.195	.128	1.000
	Covariances	AuditTenure	.024	-.006	4.235E-5	.016	.000
		KomiteAudit	-.006	.064	4.310E-5	-.052	.000
		KepemilikanManajerial	4.235E-5	4.310E-5	5.760E-6	.000	1.656E-6
		KomisarisIndependen	.016	-.052	.000	.499	.000
		KepemilikanInstitusional	.000	.000	1.656E-6	.000	1.252E-5

- a. Dependent Variable: IntegritasLaporanKeuangan

Collinearity Diagnostics^a

Model	Dimension	Eigenvalue	Condition Index	Variance Proportions					
				(Constant)	Komisaris Independen	Kepemilikan Manajerial	Kepemilikan Institusional	Komite Audit	Audit Tenure
1	1	4.716	1.000	.00	.00	.01	.01	.00	.01
	2	.598	2.809	.00	.00	.00	.11	.00	.54
	3	.466	3.183	.00	.00	.55	.07	.01	.11
	4	.133	5.946	.01	.01	.33	.73	.09	.29
	5	.082	7.588	.02	.02	.09	.05	.85	.01
	6	.005	30.826	.97	.97	.01	.04	.04	.05

a. Dependent Variable:
IntegritasLaporanKeuangan

Statistics

	Komisaris Independen	Kepemilikan Manajerial	Kepemilika n Institusiona l	Komite Audit	Audit Tenure	Spesifika si Kantortan Audit	Integritas Laporan Keuangan
N Valid	30	30	30	30	30	30	30
Missing	0	0	0	0	0	0	0
Mean	.9500	35.3987	31.0830	.7250	.4250	.0000	.3000
Median	1.0000	39.6900	31.2350	.8150	.1250	.0000	.1250
Mode	1.00	.00	.00	.00 ^a	.00	.00	.00
Std. Deviation	.10171	29.54165	22.93985	.31028	.46028	.00000	.34988
Variance	.010	872.709	526.237	.096	.212	.000	.122
Skewness	-1.580	.103	.546	-1.515	.262		.750
Std. Error of Skewness	.427	.427	.427	.427	.427	.427	.427
Kurtosis	.527	-1.466	-.005	1.260	-1.902		-.686
Std. Error of Kurtosis	.833	.833	.833	.833	.833	.833	.833
Sum	28.50	1061.96	932.49	21.75	12.75	.00	9.00

a. Multiple modes exist. The smallest value is shown

Residuals Statistics^a

	Minimum	Maximum	Mean	Std. Deviation	N
Predicted Value	.1366	.5534	.3000	.12223	30
Residual	-.49510	.81693	.00000	.32783	30
Std. Predicted Value	-1.337	2.073	.000	1.000	30
Std. Residual	-1.374	2.267	.000	.910	30

a. Dependent Variable: IntegritasLaporanKeuangan

Frequencies

Frequency Table

KomisarisIndependen

	Frequency	Percent	Valid Percent	Cumulative Percent
Valid 0.75	6	20.0	20.0	20.0
1	24	80.0	80.0	100.0
Total	30	100.0	100.0	

KepemilikanManajerial

	Frequency	Percent	Valid Percent	Cumulative Percent
Valid 0	5	16.7	16.7	16.7
0.01	1	3.3	3.3	20.0
0.02	1	3.3	3.3	23.3
0.21	1	3.3	3.3	26.7
4.31	1	3.3	3.3	30.0
12.75	1	3.3	3.3	33.3
13.88	1	3.3	3.3	36.7
19.41	1	3.3	3.3	40.0

25.09	1	3.3	3.3	43.3
25.66	1	3.3	3.3	46.7
37.38	1	3.3	3.3	50.0
42	1	3.3	3.3	53.3
43.65	1	3.3	3.3	56.7
47.78	1	3.3	3.3	60.0
50.1	1	3.3	3.3	63.3
51.17	1	3.3	3.3	66.7
53.03	1	3.3	3.3	70.0
59.43	1	3.3	3.3	73.3
59.49	1	3.3	3.3	76.7
65.03	1	3.3	3.3	80.0
65.19	1	3.3	3.3	83.3
70.43	1	3.3	3.3	86.7
70.72	1	3.3	3.3	90.0
79.68	1	3.3	3.3	93.3
80.54	1	3.3	3.3	96.7
85	1	3.3	3.3	100.0
Total	30	100.0	100.0	

KomiteAudit

	Frequency	Percent	Valid Percent	Cumulative Percent
Valid 0	3	10.0	10.0	10.0
0.13	1	3.3	3.3	13.3
0.43	1	3.3	3.3	16.7
0.5	1	3.3	3.3	20.0
0.66	1	3.3	3.3	23.3
0.7	2	6.7	6.7	30.0
0.75	3	10.0	10.0	40.0
0.77	1	3.3	3.3	43.3
0.78	1	3.3	3.3	46.7
0.81	1	3.3	3.3	50.0
0.82	1	3.3	3.3	53.3
0.86	1	3.3	3.3	56.7
0.88	1	3.3	3.3	60.0
0.89	1	3.3	3.3	63.3
0.9	1	3.3	3.3	66.7
0.92	1	3.3	3.3	70.0
0.93	2	6.7	6.7	76.7
0.96	2	6.7	6.7	83.3
0.98	1	3.3	3.3	86.7
0.99	1	3.3	3.3	90.0
1	3	10.0	10.0	100.0
Total	30	100.0	100.0	

AuditTenure

	Frequency	Percent	Valid Percent	Cumulative Percent
--	-----------	---------	---------------	--------------------

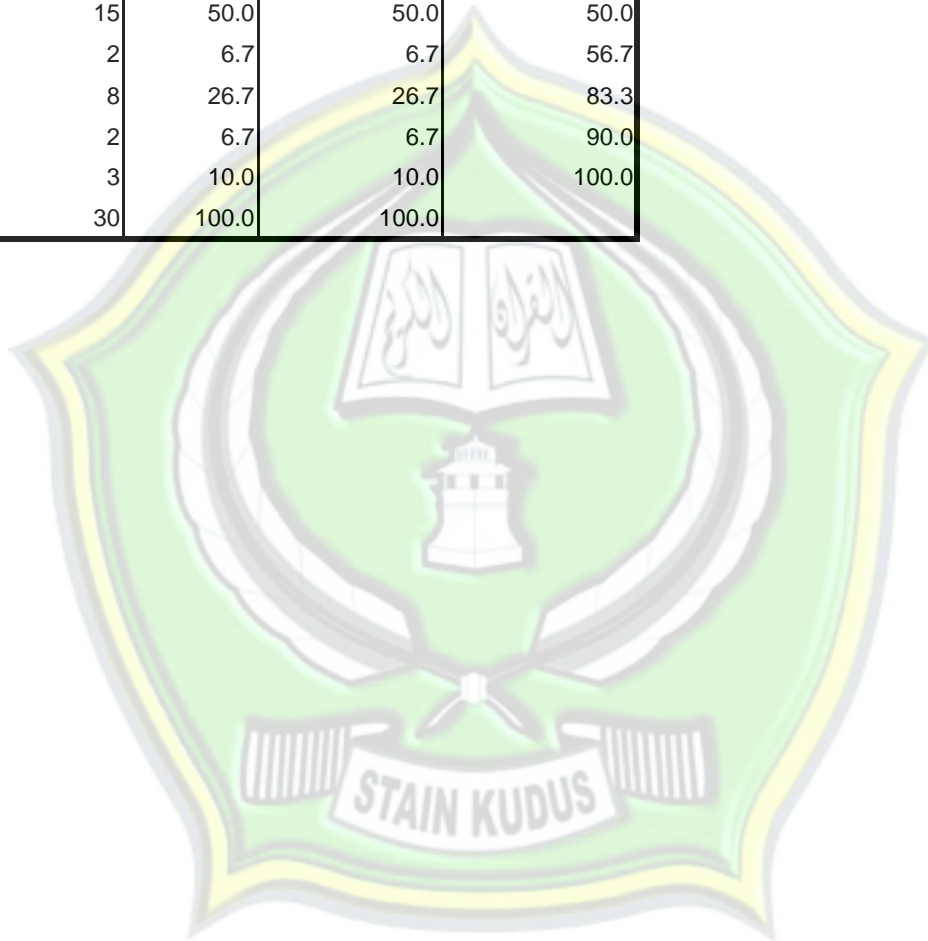
Valid	0	15	50.0	50.0	50.0
	0.25	1	3.3	3.3	53.3
	0.5	1	3.3	3.3	56.7
	0.75	4	13.3	13.3	70.0
	1	9	30.0	30.0	100.0
Total		30	100.0	100.0	

Spesifikasi Kantoran Audit


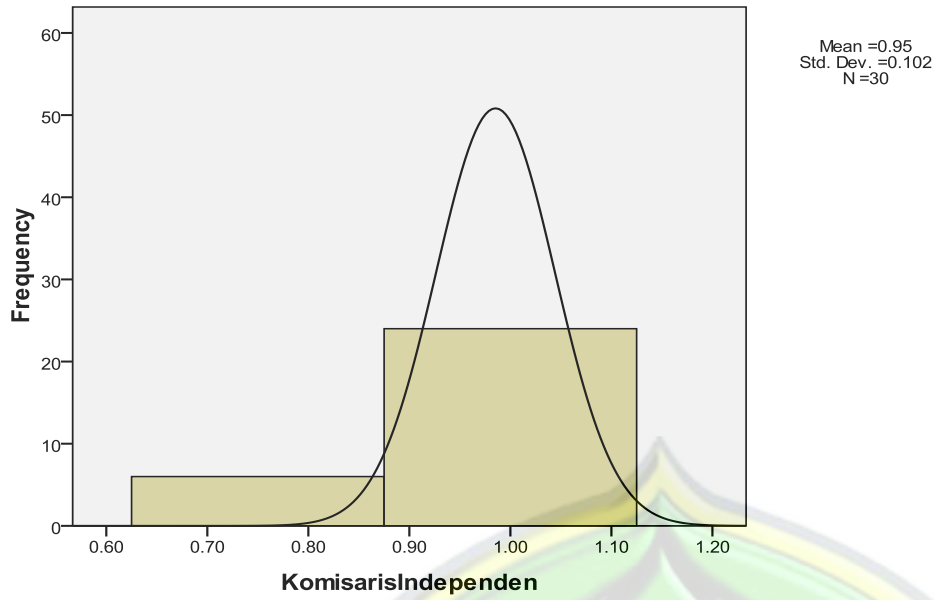
	Frequency	Percent	Valid Percent	Cumulative Percent
Valid	0	30	100.0	100.0

Integritas Laporan Keuangan

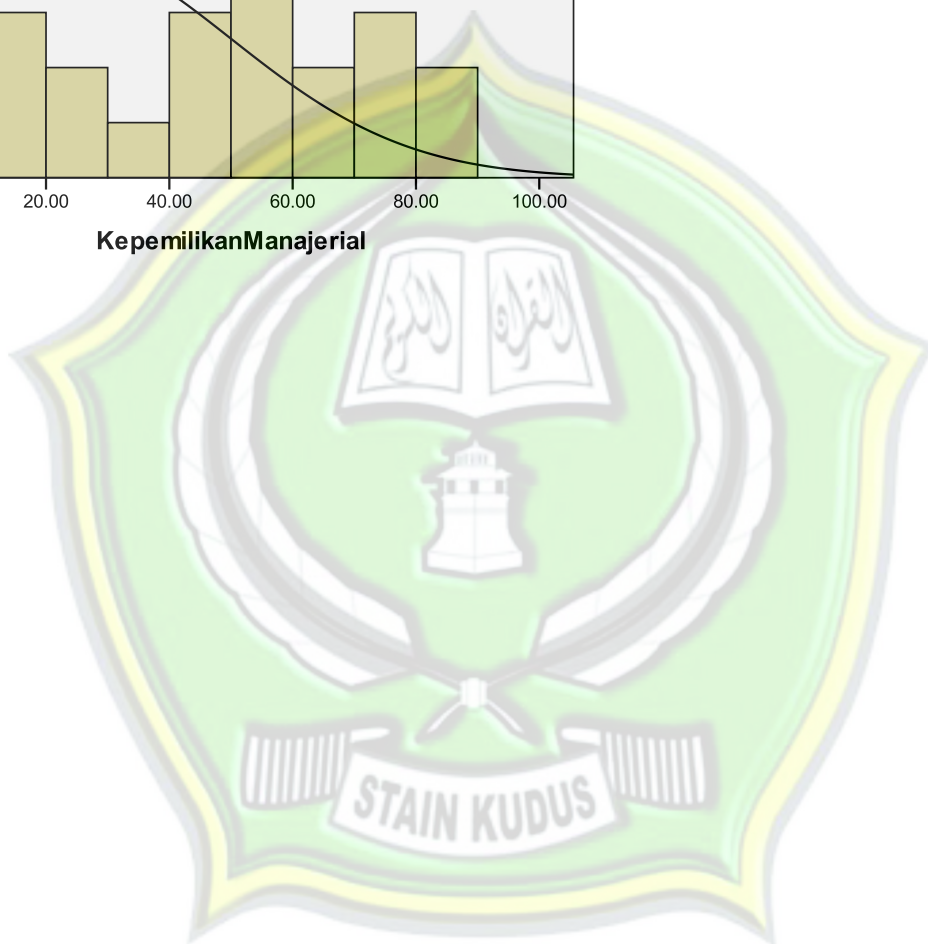
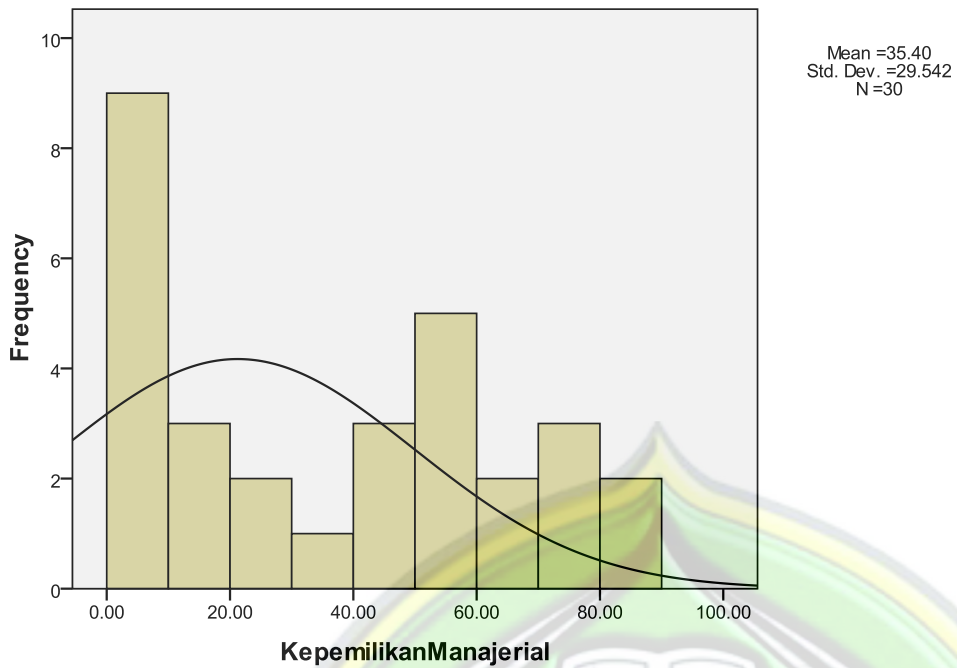
	Frequency	Percent	Valid Percent	Cumulative Percent
Valid	0	15	50.0	50.0
	0.25	2	6.7	56.7
	0.5	8	26.7	83.3
	0.75	2	6.7	90.0
	1	3	10.0	100.0
Total		30	100.0	100.0



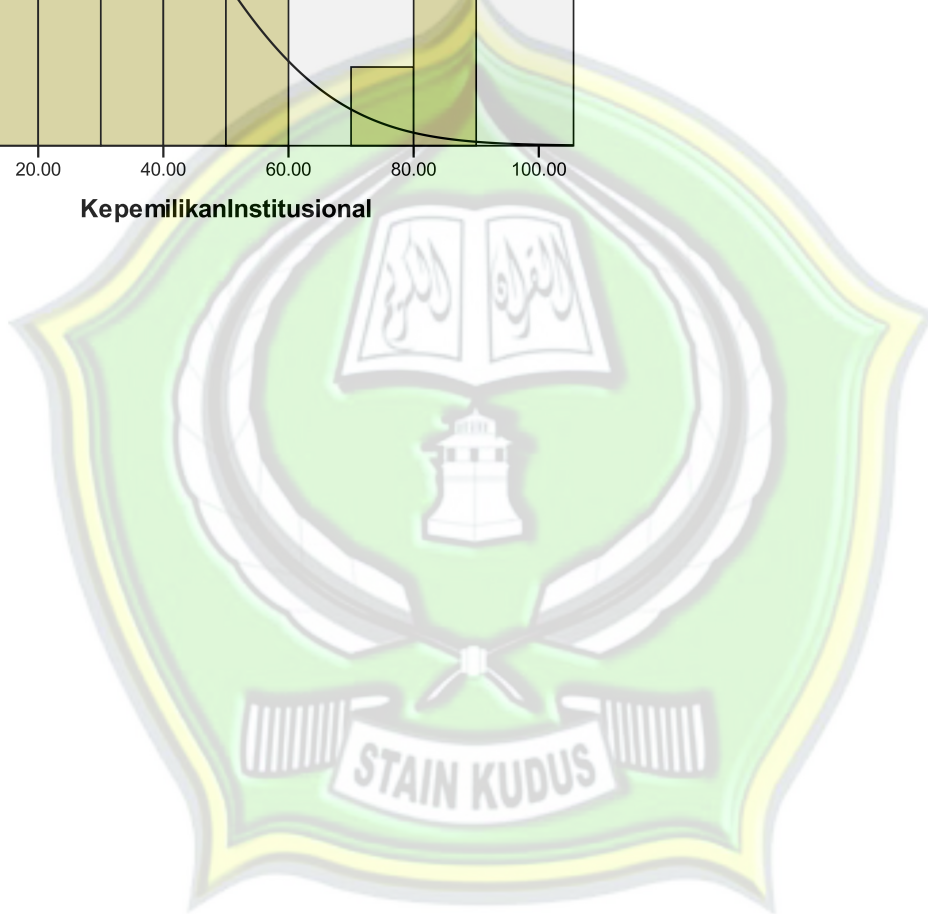
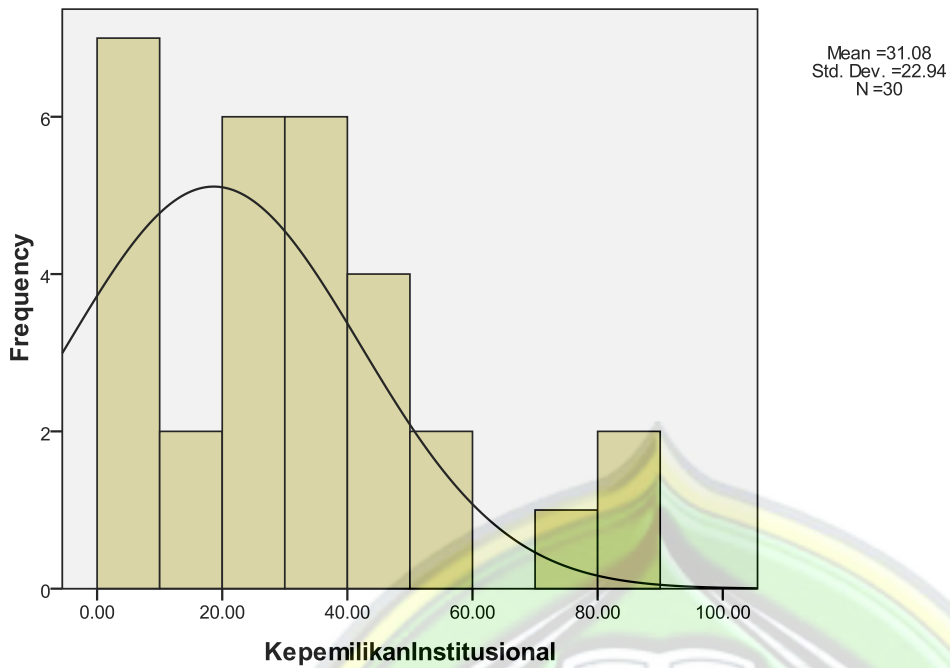
Histogram



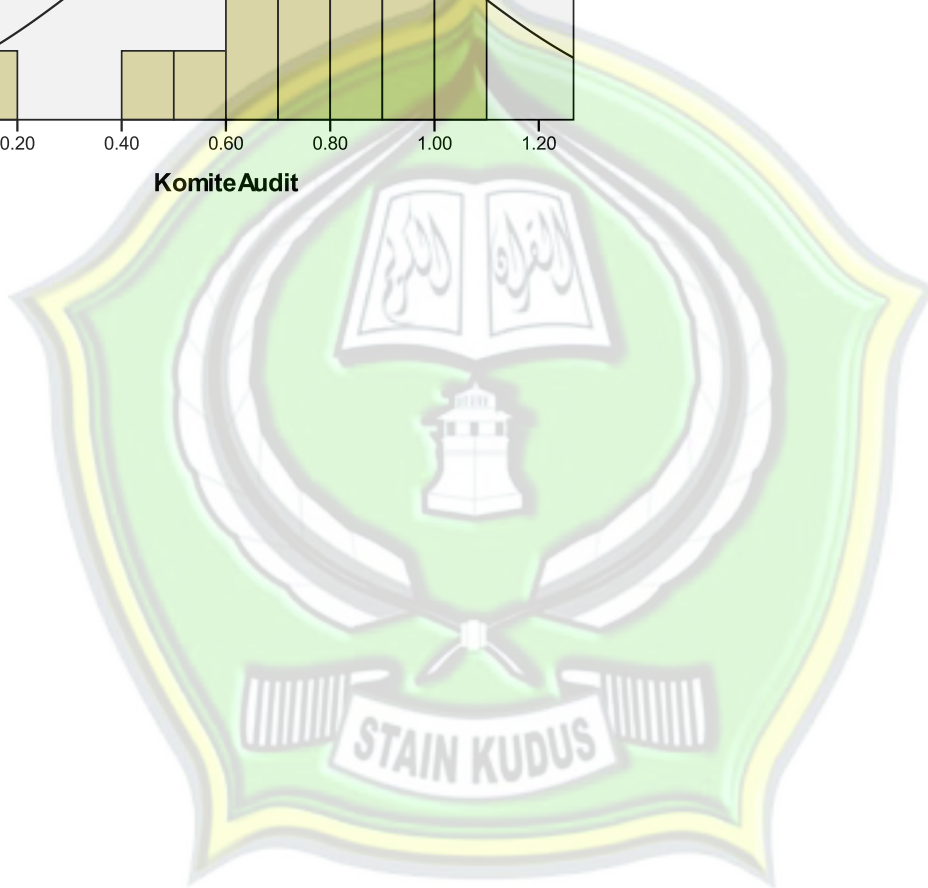
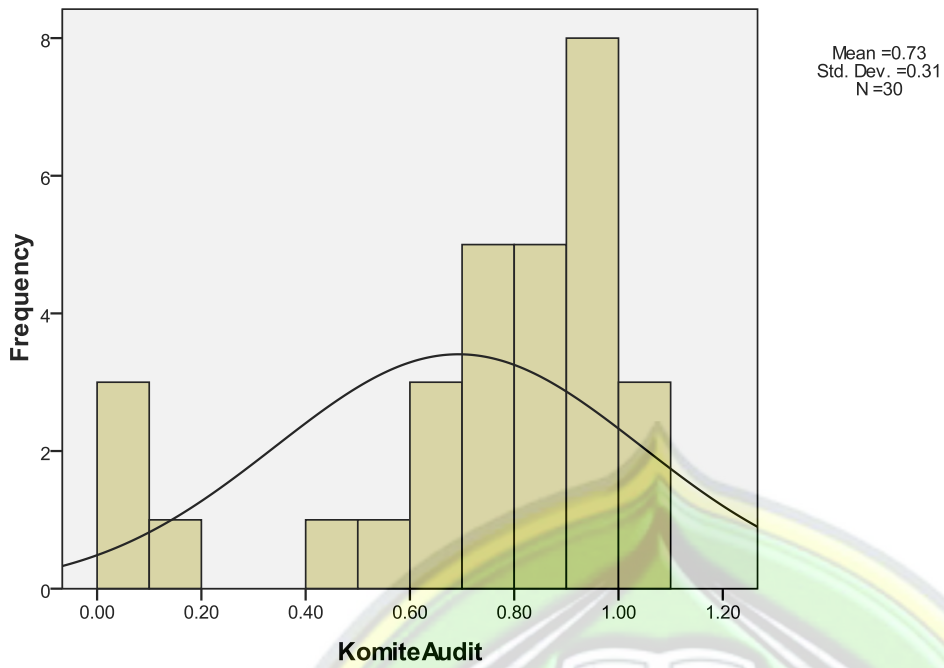
KepemilikanManajerial



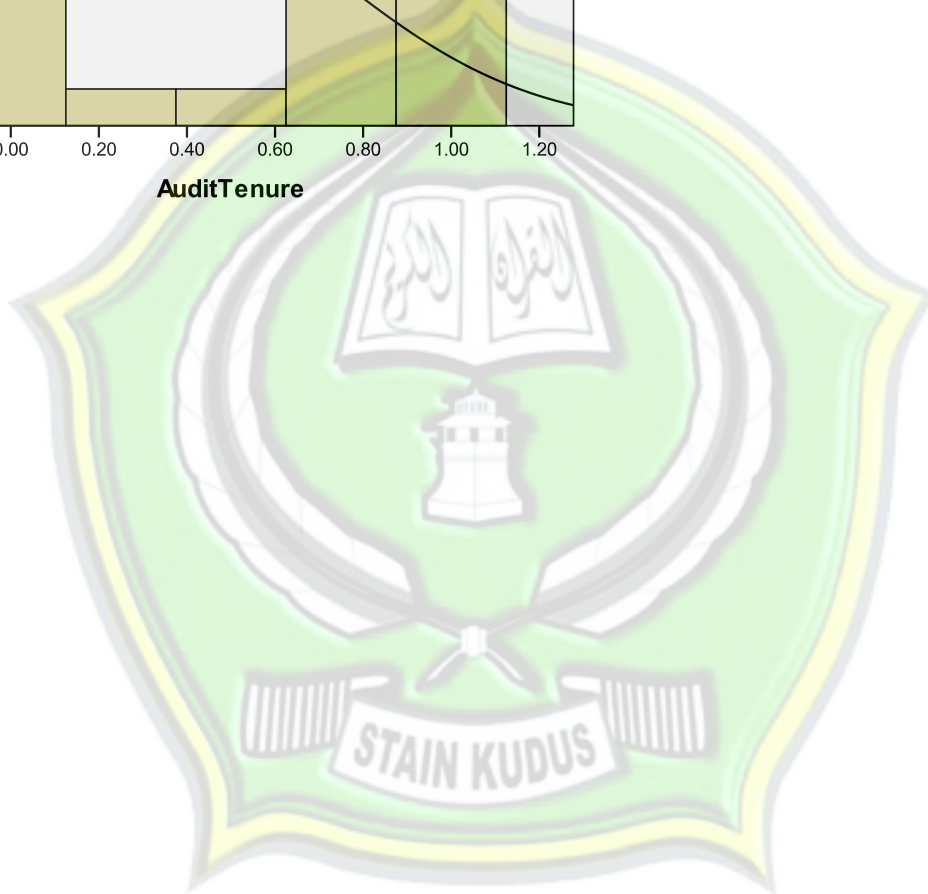
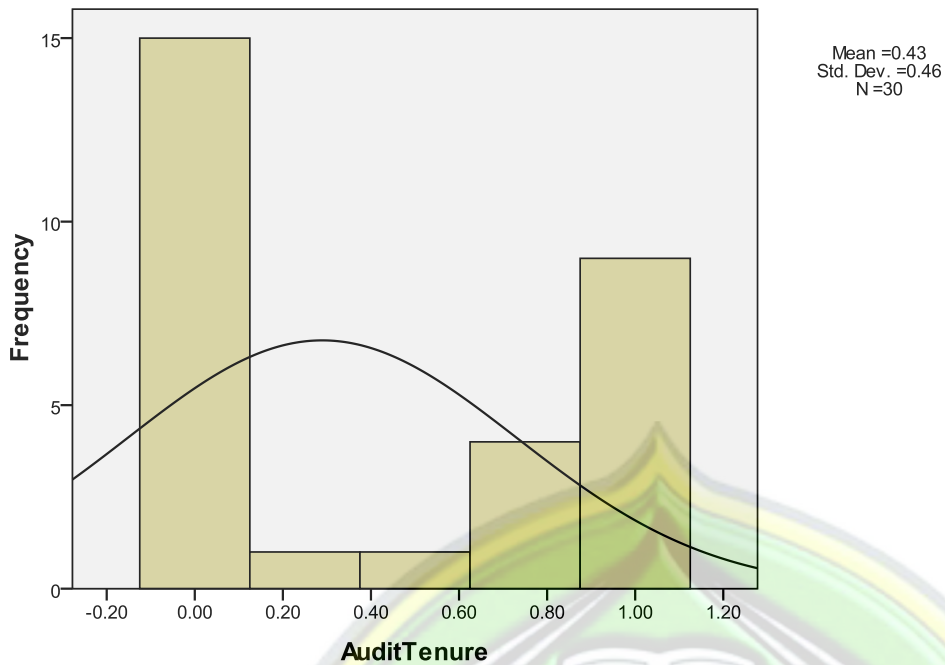
KepemilikanInstitusional



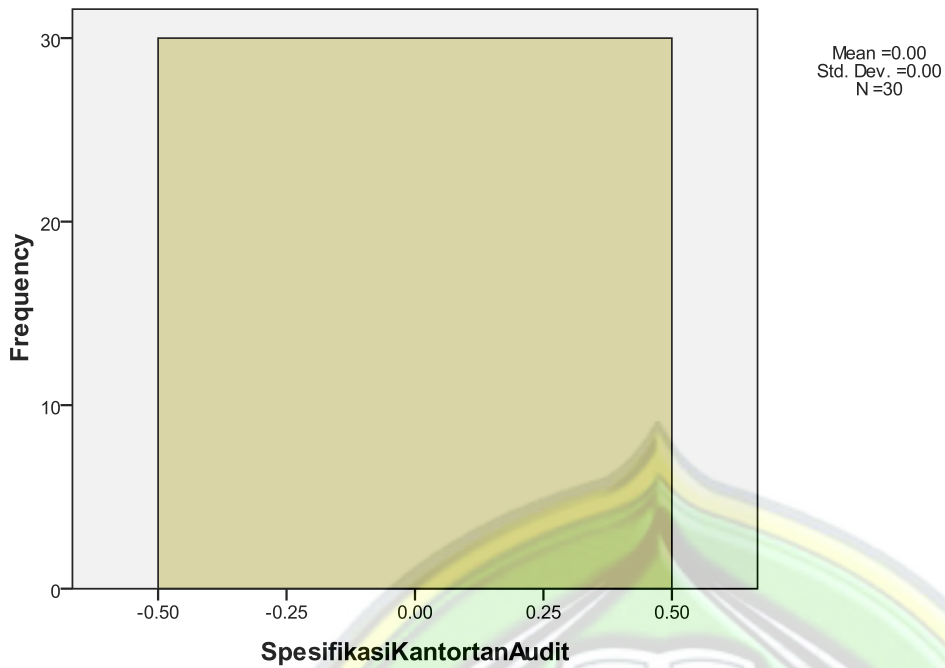
KomiteAudit



AuditTenure



SpesifikasiKantortanAudit



Test of Homogeneity of Variance^{b,c,d,e,f,g,h,i,j}

		Levene Statistic	df1	df2	Sig.
KomisarisIndependen	Based on Mean	.828	1	21	.373
	Based on Median	.188	1	21	.669
	Based on Median and with adjusted df	.188	1	20.594	.669
	Based on trimmed mean	.828	1	21	.373
KepemilikanManajerial	Based on Mean	. ^a			
KepemilikanInstitusional	Based on Mean	. ^a			
KomiteAudit	Based on Mean	. ^a			
AuditTenure	Based on Mean	.004	1	21	.951
	Based on Median	.179	1	21	.677
	Based on Median and with adjusted df	.179	1	16.678	.678
	Based on trimmed mean	.000	1	21	.987

a. There are not enough unique spread/level pairs to compute the Levene statistic.

b. KomisarisIndependen is constant when IntegritasLaporanKeuangan = 0. It has been omitted.

c. KomisarisIndependen is constant when IntegritasLaporanKeuangan = 1. It has been omitted.

d. KomisarisIndependen is constant when IntegritasLaporanKeuangan = 1. It has been omitted.

e. AuditTenure is constant when IntegritasLaporanKeuangan = 0. It has been omitted.

f. SpesifikasiKantortanAudit is constant when IntegritasLaporanKeuangan = 0. It has been omitted.

g. SpesifikasiKantortanAudit is constant when IntegritasLaporanKeuangan = 0. It has been omitted.

h. SpesifikasiKantortanAudit is constant when IntegritasLaporanKeuangan = 1. It has been omitted.

i. SpesifikasiKantortanAudit is constant when IntegritasLaporanKeuangan = 1. It has been omitted.

j. SpesifikasiKantortanAudit is constant when IntegritasLaporanKeuangan = 1. It has been omitted.



DAFTAR ISIAN KEGIATAN KONSULTASI SKRIPSI

Nama : LAILATUL QOMARIYAH
 NIM : 212118
 Pembimbing : Dr. Nor Hadi, SE., MSI., AKH.
 Judul Skripsi : PENGARUH STRUKTUR CORPORATE GOVERNANCE, AUDIT TENURE, DAN SPESIFIKASI KANTORTAN AUDIT TERHADAP INTEGRITAS LAPORAN KEUANGAN PADA PERUSAHAAN YANG TERGABUNG DALAM JAKARTA ISLAMIC INDEX TAHUN 2011 - 2014

No	Tanggal	Uraian/Pembahasan	Tanda Tangan Pembimbing
1	1/3 2016	Bab 1, 2 dan bab 3	
2	23/3 2016	Revisi & ALL Proposal	
3	1/4 2016	Bab 4	
4	8/8 2016	Mencari data penelitian	
5	16/8 2016	Revisi	
6	23/8 2016	Mengolah data penelitian	
7	26/8 2016	Revisi	
8	31/8 2016	Pembahasan dan Bab 5	
9	1/9 2016	Revisi pembahasan	
10	5/9 2016	ACC Skripsi :	
11			
12			
13			
14			
15			
16			
17			
18			
19			

Dikembalikan ke Jurusan Syariah dan Ekonomi Islam

Tanggal :

Penerima :

Paraf :



MINISTRY OF RELIGIOUS AFFAIRS
STATE COLLEGE OF ISLAMIC STUDIES KUDUS
TECHNICAL IMPLEMENTER UNIT OF LANGUAGE CENTER

Congre Ngembalrejo Street PO. BOX. 51 Phone : (0291) 432677 Fax. 441613 Kudus 59322
email : ubinsa@stainkudus.ac.id

CERTIFICATE

Number : Sti.11/B-VI.II/PP.009/ 36 / 2012

The undersigned, the chairperson of STAIN Kudus Language Center,
declares that

NAME : Laifatul Qomariyah

STUDENT NUMBER : 212118

has earnestly participated in the English Practicum in the academic
year 2012/2013 organized by STAIN Kudus Language Center
for pre-Intermediate Level with the predicate

Good

Kudus, December 27th 2012

By Head

of STAIN Kudus Language Center


Siti Muflichah, M.Ag, M.Ed

Off.Reg. Numb. 197408201999032001



OSPek 2012
STAIN KUDUS

PANITIA ORIENTASI STUDI DAN PENGENALAN KAMPUS (OSPek) 2012

"Reposisi Pergerakan Mahasiswa dalam Menguatkan
Kultur Berorganisasi Di Kampus"

STAIN KUDUS

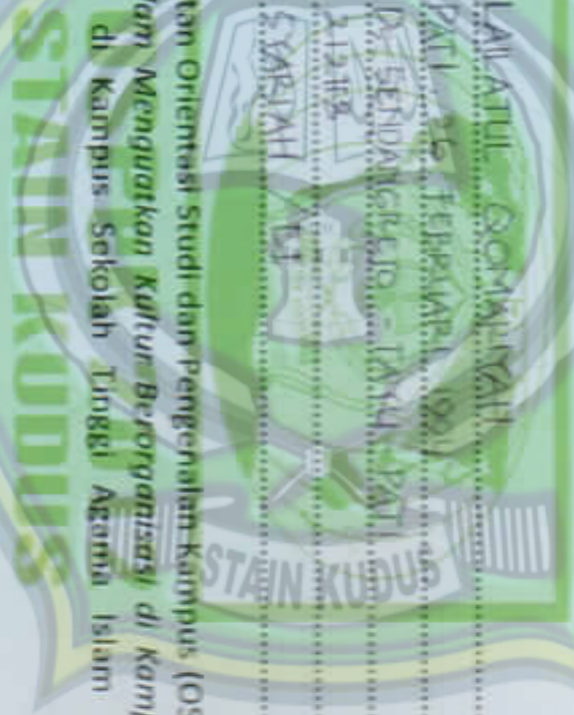
SERTIFIKAT

Nomor : 12/Pan.Ospek/BEM/Sti.12/MIll/2012

Diberikan kepada :

Nama
 Tempat, Tanggal Lahir
 Alamat
 NIM
 Jurusan

Yang telah berperan aktif dalam kegiatan Orientasi Studi dan Pengenalan Kampus (OSPek) 2012 dengan tema
"Reposisi Pergerakan Mahasiswa dalam Menguatkan Kultur Berorganisasi di Kampus", yang dilaksanakan
 pada tanggal 12-15 Agustus 2012 di Kampus Sekolah Tinggi Agama Islam Negeri (STAIN) Kudus,
 sebagai : **PESERTA**



Mengetahui,
Puket III STAIN Kudus

Drs. H. Yaslin, M.Ag.

NIP. 19560501 198803 1 002

Ketua BEM STAIN Kudus

Ahmad Shiddiq

NIM. 108190



Kudus, 15 Agustus 2012

Panitia Pelaksana

PANITIA STAIN KUDUS

Muhammad Syaiful

NIM. 109318

Ketua OC

Ahmad Alimul Chasan

NIM. 110397



KEMENTERIAN AGAMA
SEKOLAH TINGGI AGAMA ISLAM NEGERI KUDUS
PUSAT PENELITIAN DAN PENGABDIAN KEPADA
MASYARAKAT

Jl. Conge Ngembalrejo Kotak Pos 51 Telp. (0291) 432677,438818

Fax. 441613 Kode Pos 59322 Kudus

Email : stain.kudus@yahoo.com; kudus.stain@gmail.com Website : www.stainkudus.ac.id

PIAGAM

N o m o r : B - 2 6 6 / S t i . 0 5 / P - 1 / P P . 0 6 / 0 6 / 2 0 1 6

Pusat Penelitian dan Pengabdian kepada Masyarakat
(P3M) Sekolah Tinggi Agama Islam Negeri (STAIN) Kudus
menerangkan bahwa:

Nama : Lailatul Qomariyah

NIM : 212118

Jurusan : S1/Syariah dan Ekonomi Islam/ES

Telah melaksanakan Kuliah Kerja Nyata (KKN) Angkatan Ke-38
Tahun 2016

Pada tanggal : 20 April s.d. 20 Mei 2016

Lokasi : Desa Winong Kecamatan Winong
Kabupaten Pati

Nilai : 4.00


Simbol : A

Predikat : Istimewa



Kudus, 03 Juni 2016

a.n. Ketua
Kepala P3M


Ekawati Rahayu Ningsih, SH.,MM
NIP.197401092005012002